

LED<sub>40</sub>

## LED<sub>40</sub> FIX








LED<sub>40</sub> provides sophisticated illumination for all kinds of spaces.

It is ideal for any interior where there is need for efficient high-quality lighting and classic minimalistic design.

Choose from two versatile models with multiple size options. Available in walnut, oak and ash, perfected with an elegant organic oil wax finish.

The Fix model can be easily and subtly attached to a wall or ceiling.

Available in five different lengths. Choose between forward or downward-facing light.

1600 mm	36 w	
1300 mm	28 w	
1000 mm	21 w	
700 mm	14 w	
400 mm	7 w	
walnut, oak, ash	<b>DOWN</b>  40	<b>FRONT</b>  40

# LED<sub>40</sub>

FIX MODELS



The Pendant model offers four different lengths, providing plenty of variations for lighting different interiors, from dining tables to offices.

**LED<sub>40</sub> PENDANT**

1600 mm

36 w



1300 mm

28 w



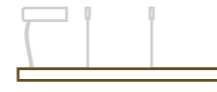
1000 mm

21 w



700 mm

14 w



walnut, oak, ash

**DOWN**



# LED<sub>40</sub>

PENDANT MODELS



DESIGN

# LED<sub>40</sub>

## TECHNICAL SPECIFICATIONS

<b>RATED POWER</b>	7-36 W
<b>VOLTAGE</b>	220-240 V 50/60 Hz
<b>OUTPUT</b>	10-52 V 700 mA
<b>CORD LENGTH</b>	Standard 2 m, on request max. 3 m, transparent
<b>POWER SUPPLY</b>	Lightech, Trailing edge dimmable
<b>POWER BOX</b>	White ceiling cup RAL 9016

<b>KELVIN</b>	3000 K
<b>CRI</b>	85 Typ
<b>LUMEN</b>	400 mm / 400 lm, 700 mm / 800 lm 1000 mm / 1200 lm, 1300 mm / 1600 lm 1600 mm / 2000 lm

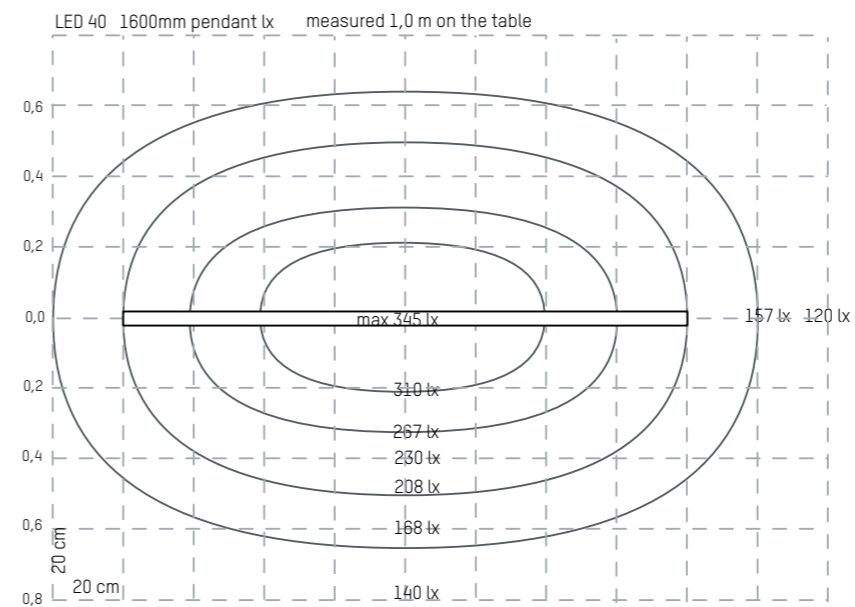
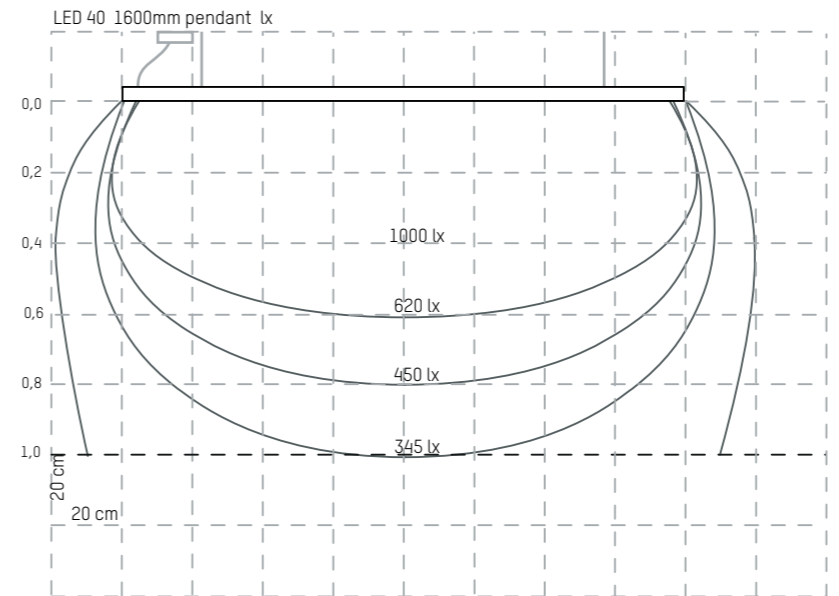
<b>PACKAGE SIZE</b>	100 x 115 x 1020-1620 mm
<b>PACKAGE WEIGHT</b>	1,3-2 kg

<b>ASSEMBLY</b>	<p>The power supply must be installed at a maximum of 3 m from the lamp into the wall, ceiling or to a specific location.</p> <p>The 400 mm lamps can be serial connected, making it possible to power up to five lamps with one power supply.</p> <p>Easy, adjustable ceiling installation. The plastic-covered wire is 1,5 mm thick with a maximum length of 3 m.</p>
-----------------	---

<b>AVAILABLE MATERIALS</b>	Walnut, oak, ash
<b>SURFACE FINISH</b>	Oil wax



**INDOOR USE ONLY**



Install in accordance with national and local electrical codes.  
All installation works must be performed with specialized personnel.

**TUNTO CREATES DESIGN THAT MAKES A DIFFERENCE.**

Our products are handmade with love at our own workshop in Järvenpää, Finland.

**TUNTO**

TEL.: +358 10 421 3000 | MAIL@TUNTO.COM | WWW.TUNTO.COM