

# Round Coffee Table

We hope very much that you are going to be happy with your new Coffee Table for many years to come. In the following pages you will find out how to assemble and look after your new piece of furniture.

## **Taking care of your Round Coffee Table**

The wooden parts of your coffee table have been treated with a clear, water based lacquer. If you need to clean these parts then do so with a damp cloth using a mild detergent.

The glass can be cleaned with either a dedicated glass cleaner or with a damp cloth and mild detergent.

Do not leave the table wet or soaked for longer periods of time and always remember to dry it off after cleaning.

## **Keep it going forever**

Even though your coffee table is designed to last a lifetime, sometimes you can end up in a situation where you need to repair it. Don't fear. We make all of our designs easy and simple to repair. Simply head over to our website and navigate to the spare parts section and find the part you need. If you're in doubt, then we're only a phone call away. It should always be easier and cheaper to repair than to buy new.

All of our designs are covered with a 5 year warranty from the date of purchase, covering any breakages related to deficient craftsmanship under normal everyday use.


## **Recycling**

Whilst we hope that your MOEBE Coffee Table will serve you well for many years to come, if you do at some point wish to recycle it then it is easy to do so. Simply split the product down into its separate parts and recycle them by material. All parts can be recycled. How this is done depends on local regulations and facilities.

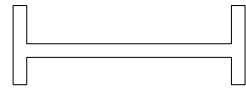
## **Be aware**

Your Coffee Table is made for loads up to maximum 30 kg. in total. Never stand or sit on the table.

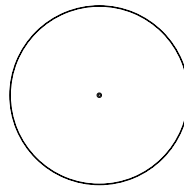
# Round Coffee Table



x1



x1



x1



x1



x1

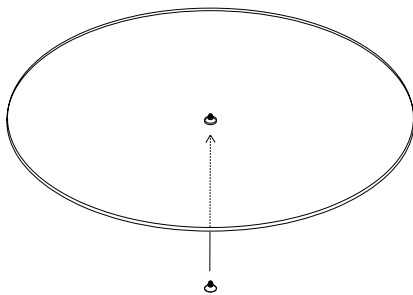


x1

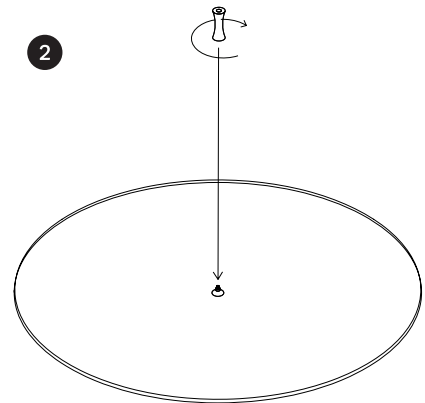


x1

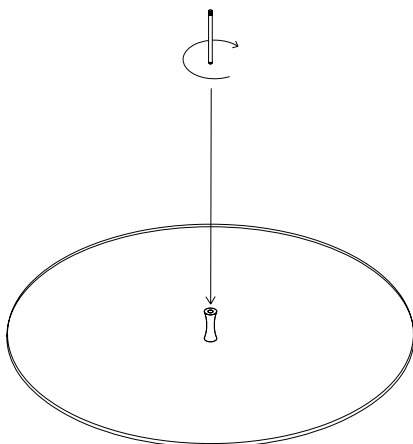
1



2



3



4

